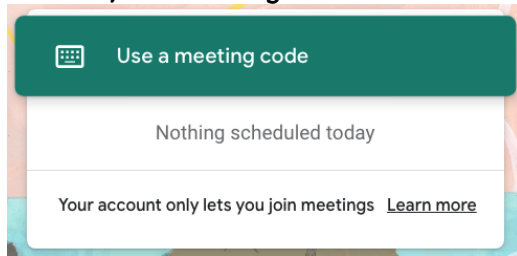


How To Find Google Meet and Join Your Class Meeting

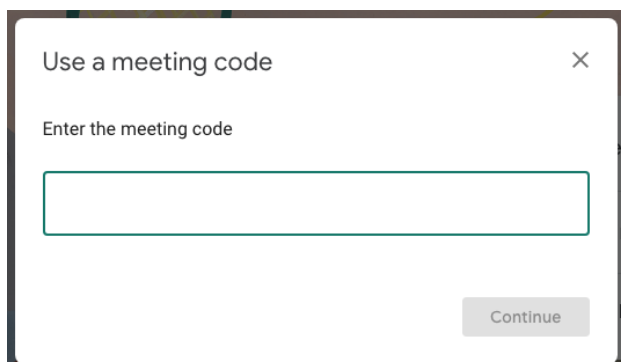
**Please note: If you are accessing Google Meet on an iPad, you must download the separate Google Meet app!*

How To Use A Google Meet Link From Your Teacher:

1. Go to the Classwork section of your Google Classroom and look for the topic or resource called Google Meet. Look for links and resources there! Find the Meeting Name/Code for your class meeting.
2. Look for the link that says meet.google.com. Click on it and make sure you are logged in with your YCS login and password! You can also type this into your search bar.
3. Find your meeting! When it is time for your class meeting, click on "Use A Meeting Code."




4. Type in the code for your specific meeting. This is the Meeting Name/Code that your teacher posted on your Google Classroom!

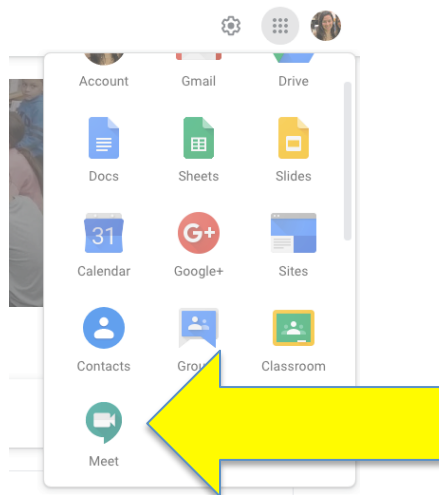


How To Find Google Meet From Using Google Classroom:

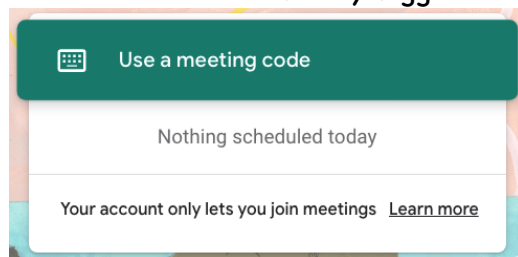
1. Make sure you are signed into your Google Classroom
2. Find the Google App icon in the top right corner. It is the 9 dots in a square.



3. Click on the Meet icon.



4. Find your meeting! When it is time for your class meeting, click on "Use A Meeting Code." You are already logged in because it connects to your Google Classroom.



5. Type in the code for your specific meeting. Your teacher will have shared this with you. Check your Google Classroom for any codes you will need! You can check the "Google Meet" information on the Classwork page of your Google Classroom.

